











Shape Match





Directions:

1. Print
2. Cut out
3. Laminate (optional)
4. Place Velcro or post it tape in pairs on a file folder side by side
5. Put one shape on the file folder and instruct the child to match one that is the same.