





Things You Can Hear (Listen)



Things You Cannot Hear (Quiet)



Directions:

1. Print
2. Cut out
3. Laminate (optional)
4. Using Velcro or Post It tape, place the title markers at the top of each page.
5. Instruct the child to "Put the things you can hear together" on one side of the file folder and "Put the things that are quiet" on the other side of the file folder.