







Things That Are Cold



Things That Are Hot



Directions:

1. Print
2. Cut out
3. Laminate (optional)
4. Using Velcro or Post It tape, place the title markers at the top of each page.
5. Instruct the child to "Put the things that are hot" on one side of the file folder and "Put the things that that are cold" on the other side of the file folder.