


Printing Instructions:

This book is set up to print front and back. Print ONE page, and then reinsert the page into the printer to print the second page. You may also print the odd pages, then reinsert them into the printer and print the even pages. After printing, put the pages in order and fold on the dotted line.

# What Can I See?



A Preprimer practice book  
By Jennifer Mitchell

© Some Rights Reserved. This book is copyrighted under creative commons. For more information visit:  
<http://creativecommons.org/licenses/by-nc-sa/3.0/us/>



I can go up.

Look!

# What Can I See?

By Jennifer Mitchell

A Preprimer practice book

Look!



I see a balloon.




The bird can go up.

I see it go up.

Look!



I see a bee.




The ball can go up.

I see it go up.

Look!



I see a bird.



The balloon can go up.

I see it go up.

Look!



I see a boy.



The boy can go up.

I see him go up.

Look!



I see a ball.



The bee can go up.

I see it go up.